


Premium Architectural Colour Selector

The Premium Architectural Colour Selector features products suitable for use on interior and exterior applications. It includes warrantable products up to 35 years durability.



INTERIOR	•	•	•	•	•	•	•
EXTERIOR	•	•	•	•	•	•	•

Dulux World of Colour®
Powder Coat Series
New Zealand Collection




Premium Architectural Colour Selector

DURATEC®
ZEUS® SOLID COLOUR RANGE




- ✓ AS 3715
- ✓ AAMA 2603
- ✓ AAMA 2604


On-trend solid colours including COLORSTEEL® colours, delivered with warranty grade* advanced super durable polyester thermosetting powder. See product suitability tables for recommended usage.




APPLIANCE WHITE
Matt 90Z1274M Satin 90Z1341S



ARCTIC WHITE
Satin 90Z1342S



OFF WHITE
Matt 90Z3144M



TITANIA
Matt 90Z2068M CS



CANVAS CLOTH
Matt 90Z7327M



SANDSTONE GREY CS
Matt 90Z7217M



NEW DENIM BLUE CS
Matt 90Z5063M



GREY FRIARS CS
Matt 90Z7167M



FLAXPOD® CS
Matt 90Z9145M



CHARCOAL
Matt 90Z9081M



IRONSAND CS
Matt 90Z8109M



BLACK
Matt 90Z9238M

DURATEC®
INTENSITY® BRIGHT RANGE



- ✓ AS 3715
- ✓ AAMA 2603
- ✓ AAMA 2604

Fun, bright colours that produce a vibrant impact, delivered with warranty grade* advanced super durable polyester thermosetting powder. See product suitability tables for recommended usage.



JUICY LIME
Satin 90N6486S



REEF
Gloss 90N5011G



TOMCAT
Gloss 90N4383G



MOONLIGHT
Satin 90N2004S



LEAF
Satin 90N6167S



COAST
Satin 90N5233S



FLAME
Gloss 90N4007G



SUNSHINE
Gloss 90N2084G



EVERGREEN
Satin 90N6005S



STORM
Satin 90N5365S



DESERT
Satin 90N4227S

* All Dulux Charisma, Duratec, Electro and Fluoraset products are supported by Dulux Alumi Shield™ and Dulux Steel Shield™ warranties when applied by a Dulux Accredited or Dulux Prime Accredited Powder Coater to the warranty specification on recommended project types and conditions and maintained within the Dulux recommended Care and Maintenance guidelines. For more information visit duluxpowders.co.nz/warranties


DURATEC®

ETERNITY® PEARLESCENT RANGE



- ✓ AS 3715
- ✓ AAMA 2603
- ✓ AAMA 2604

Beautiful, decorative pearlescent and metallic finishes, delivered with warranty grade* advanced super durable polyester thermosetting powder. See product suitability tables for recommended usage.




WARM WHITE PEARL KINETIC®
Satin 91T1173S



COPPER METALLIC KINETIC®
Matt 91T7183M




METRO SILVER PEARL KINETIC®
Satin 91T7317S




SILVER PEARL KINETIC®
Satin 91T7160S




FINE GOLD PEARL KINETIC®
Matt 91T8360M




CHAMPAGNE KINETIC®
Matt 91T3059M



SILVER STAR KINETIC®
Satin 91T7335S



GUNMETAL METALLIC KINETIC®
Matt 91T8115M



VINTAGE COPPER KINETIC®
Matt 91T8431M



WINDOW BRONZE KINETIC®
Matt 91T8068M



ELECTRIC COW KINETIC®
Matt 91T8153M



COAL DUST KINETIC®
Matt 91T9100M

DURATEC®

ELEMENTS₂ TEXTURED RANGE



- ✓ AS 3715
- ✓ AAMA 2603
- ✓ AAMA 2604


Distinctive, highly mar and scuff resistant textured finishes built to withstand the elements, delivered with warranty grade* advanced super durable polyester thermosetting powder. See product suitability tables for recommended usage.




GRANITE
Flat 9E27888F



GOLD ORE
Flat 9E22270F



RHODIUM
Flat 9E27903F




WHITE
Flat 9E11373F



STONE
Flat 9E23245F



NATURAL BRONZE
Flat 9E28341F



MAGNETITE
Flat 9E27725F



SILVER
Flat 9E27756F




WEATHERED STEEL
Flat 9E28340F



DARK BRONZE
Flat 9E28184F



BLACK
Flat 9E19190F




FLAXPOD®
Flat 9E19145F

ELECTRO[®]


ANODISED LOOK RANGE




A unique anodised look, designed to subtly change in appearance as light conditions alter in the day, delivered with warranty grade* advanced super durable polyester thermosetting powder and Kinetic[®] Technology. See product suitability tables for recommended usage.



CLEAN LINEN KINETIC[®]
Flat 9061302F



SENSATIONAL CHAMPAGNE KINETIC[®]
Flat 9063187F




FRESH GOLD KINETIC[®]
Flat 9062208F




GOLD PEARL KINETIC[®]
Flat 9062221F



NATURAL SILVER KINETIC[®]
Flat 9067365F




MEDIUM BRONZE KINETIC[®]
Flat 9068183F




NEW COPPER KINETIC[®]
Flat 9068432F




PALE BRONZE KINETIC[®]
Flat 9068425F



VENERABLE SILVER KINETIC[®]
Flat 9067621F



DARK BRONZE KINETIC[®]
Flat 9068184F



BURNISHED COPPER KINETIC[®]
Flat 9068185F




AGED BRASS KINETIC[®]
Flat 9068430F

CHARISMA[™]

SOLID FLAT MATT COLOUR RANGE



Contemporary, solid colours in a flat matt finish for a subtle and sophisticated look, delivered with warranty grade* advanced super durable polyester thermosetting powder. See product suitability tables for recommended usage.



FLAT WHITE
Flat 90C1200F



SNOWSTONE[®] CS
Flat 90C2088F



TIDALDRIFT[®] CS
Flat 90C7893F



FLAXPOD[®] CS
Flat 90C8221F



BLACK ACE
Flat 90C9116F

Kinetic[®] Technology is a process used to optimise the aesthetic effect of many of our pearlescent finishes. These finishes contain pearlescent and/or metallic pigments that produce a characteristic effect when bonded to powder particles. The process delivers a more consistent dispersion of particles across the surface resulting in a unique pearlescent or metallic lustre.

FLUOROSET®

XTREME™ SOLID COLOUR RANGE



✓ AS 3715

✓ AAMA 2604

✓ AAMA 2603

✓ AAMA 2605

On-trend solid colours, delivered with warranty grade* advanced ultra durable fluoropolymer thermosetting powder. See product suitability tables for recommended usage.



WHITE
Satin 40X1157S



CHARCOAL
Matt 40X7297M



BLACK
Matt 40X9204M

FLUOROSET®

ALLURE™ PEARLESCENT RANGE




✓ AS 3715

✓ AAMA 2604


✓ AAMA 2603

✓ AAMA 2605


Beautiful pearlescent finishes, delivered with warranty grade* advanced ultra durable fluoropolymer thermosetting powder. See product suitability tables for recommended usage.



SILVER
Satin 40A7273S



CHAMPAGNE
Satin 40A7302S



COIN
Satin 40A7289S

Premium Product Range

RANGE	COLOUR NAME	FINISH	LOOK	COLORSTEEL®	PRODUCT CODE	R	G	B	LRV#	SPECULAR LIGHT REFLECTANCE#
Charisma	Black Ace	Flat	Solid Colour		90C9116F	59	59	60	4	0.2
Charisma	Flat White	Flat	Solid Colour		90C1200F	241	244	242	90	1.7
Charisma	FlaxPod®	Flat	Solid Colour	CS	90C8221F	72	71	71	6	0.2
Charisma	SnowStone®	Flat	Solid Colour	CS	90C2088F	215	214	207	67	0.1
Charisma	TidalDrift®	Flat	Solid Colour	CS	90C7893F	101	102	102	13	0.2
Duratec Elements ₂	Black	Flat	Textured		9E19190F	59	60	60	5	0.4
Duratec Elements ₂	Rhodium	Flat	Textured		9E27903F	102	101	101	13	0.3
Duratec Elements ₂	Dark Bronze	Flat	Textured		9E28184F	71	67	64	6	0.6
Duratec Elements ₂	FlaxPod®	Flat	Textured	CS	9E19145F	71	71	73	6	0.4
Duratec Elements ₂	Gold Ore	Flat	Textured		9E22270F	190	143	76	31	0.6
Duratec Elements ₂	Granite	Flat	Textured		9E27888F	170	172	169	41	0.6
Duratec Elements ₂	Magnetite	Flat	Textured		9E27225F	74	75	77	7	0.3
Duratec Elements ₂	Natural Bronze	Flat	Textured		9E28341F	116	99	84	13	1.0
Duratec Elements ₂	Silver	Flat	Textured		9E27756F	161	163	161	37	0.5
Duratec Elements ₂	Stone	Flat	Textured		9E23245F	191	176	160	45	0.5
Duratec Elements ₂	Weathered Steel	Flat	Textured		9E28340F	102	75	66	8	0.5
Duratec Elements ₂	White	Flat	Textured		9E11373F	241	242	240	89	0.7
Duratec Eternity	Champagne Kinetic®	Matt	Pearlescent		91T3059M	152	141	130	28	2.2
Duratec Eternity	Copper Metallic Kinetic®	Matt	Pearlescent		91T7183M	159	148	138	31	2.4
Duratec Eternity	Fine Gold Pearl Kinetic®	Matt	Pearlescent		91T8360M	183	147	89	32	2.7
Duratec Eternity	Gunmetal Metallic Kinetic®	Matt	Pearlescent		91T8115M	104	102	100	14	1.7
Duratec Eternity	Coal Dust Kinetic®	Matt	Pearlescent		91T9100M	90	93	95	11	2.6
Duratec Eternity	Electric Cow Kinetic®	Matt	Pearlescent		91T8153M	93	93	92	11	2.3
Duratec Eternity	Metro Silver Pearl Kinetic®	Satin	Pearlescent		91T7317S	180	181	179	46	3.1
Duratec Eternity	Silver Pearl Kinetic®	Satin	Pearlescent		91T7160S	156	160	162	35	3.4
Duratec Eternity	Silver Star Kinetic®	Satin	Pearlescent		91T7335S	156	157	156	34	3.6
Duratec Eternity	Vintage Copper Kinetic®	Matt	Pearlescent		91T8431M	138	112	88	18	2.4
Duratec Eternity	Warm White Pearl Kinetic®	Satin	Pearlescent		91T1173S	239	241	233	88	3.4
Duratec Eternity	Window Bronze Kinetic®	Matt	Pearlescent		91T8068M	98	93	89	11	1.9
Duratec Intensity	Coast	Satin	Bright		90N5233S	0	114	147	14	3.2
Duratec Intensity	Desert	Satin	Bright		90N4227S	137	69	62	10	2.5
Duratec Intensity	Evergreen	Satin	Bright		90N6005S	61	110	76	13	3.0
Duratec Intensity	Flame	Gloss	Bright		90N4007G	181	60	55	13	4.3
Duratec Intensity	Juicy Lime	Satin	Bright		90N6486S	181	195	97	50	2.7
Duratec Intensity	Leaf	Satin	Bright		90N6167S	96	145	79	24	2.8
Duratec Intensity	Moonlight	Satin	Bright		90N2004S	241	204	70	63	3.2
Duratec Intensity	Reef	Gloss	Bright		90N5011G	18	127	193	19	3.5
Duratec Intensity	Storm	Satin	Bright		90N5365S	52	68	93	6	3.0
Duratec Intensity	Sunshine	Gloss	Bright		90N2084G	233	175	66	48	4.3
Duratec Intensity	Tomcat	Gloss	Bright		90N4383G	196	96	69	21	3.9
Duratec Zeus	Appliance White	Matt	Solid Colour		90Z1274M	241	242	239	89	1.9
Duratec Zeus	Appliance White	Satin	Solid Colour		90Z1341S	244	245	243	92	3.6
Duratec Zeus	Arctic White	Satin	Solid Colour		90Z1342S	227	234	239	82	3.0
Duratec Zeus	Black	Matt	Solid Colour		90Z9238M	59	60	60	5	1.1
Duratec Zeus	Canvas Cloth	Matt	Solid Colour		90Z7327M	212	206	197	63	1.3
Duratec Zeus	Charcoal	Matt	Solid Colour		90Z9081M	77	79	82	8	1.1
Duratec Zeus	FlaxPod®	Matt	Solid Colour	CS	90Z9145M	70	71	72	6	1.1
Duratec Zeus	Grey Friars	Matt	Solid Colour	CS	90Z7167M	86	89	91	10	1.3
Duratec Zeus	Ironsand	Matt	Solid Colour	CS	90Z8109M	79	77	76	8	1.1
Duratec Zeus	New Denim Blue	Matt	Solid Colour	CS	90Z5063M	85	93	101	11	1.2
Duratec Zeus	Off White	Matt	Solid Colour		90Z3144M	231	224	207	75	1.9
Duratec Zeus	Sandstone Grey	Matt	Solid Colour	CS	90Z7217M	134	134	132	24	1.6
Duratec Zeus	Titania	Matt	Solid Colour	CS	90Z2068M	218	213	204	67	1.6
Electro	Aged Brass Kinetic®	Flat	Anodised		9068430F	122	108	87	16	0.6
Electro	Burnished Copper Kinetic®	Flat	Anodised		9068185F	86	70	68	7	1.0
Electro	Clean Linen Kinetic®	Flat	Anodised		9061302F	226	224	217	75	1.3
Electro	Dark Bronze Kinetic®	Flat	Anodised		9068184F	72	66	62	6	0.7
Electro	Fresh Gold Kinetic®	Flat	Anodised		9062208F	146	127	105	22	0.7
Electro	Gold Pearl Kinetic®	Flat	Anodised		9062221F	165	138	94	27	0.8
Electro	Medium Bronze Kinetic®	Flat	Anodised		9068183F	100	89	79	11	1.1
Electro	Natural Silver Kinetic®	Flat	Anodised		9067365F	170	173	173	42	1.1
Electro	New Copper Kinetic®	Flat	Anodised		9068432F	149	108	77	18	1.2
Electro	Pale Bronze Kinetic®	Flat	Anodised		9068425F	132	119	103	19	1.6
Electro	Sensational Champagne Kinetic®	Flat	Anodised		9063187F	148	138	126	26	1.3
Electro	Venerable Silver Kinetic®	Flat	Anodised		9067621F	115	115	115	17	0.9
Fluoraset Allure	Champagne	Satin	Pearlescent		40A7302S	169	167	164	39	3.2
Fluoraset Allure	Coin	Satin	Pearlescent		40A7289S	172	177	179	44	2.9
Fluoraset Allure	Silver	Satin	Pearlescent		40A7273S	155	159	161	35	2.9
Fluoraset Xtreme	Black	Matt	Solid Colour		40X9204M	58	58	59	4	2.0
Fluoraset Xtreme	Charcoal	Matt	Solid Colour		40X7297M	75	78	81	8	1.9
Fluoraset Xtreme	White	Satin	Solid Colour		40X1157S	236	237	232	85	4.0

Light Reflectance Value (LRV): The total amount of visible light reflected from the coating, expressed as a percentage of total incoming light. Surfaces with higher light reflectance values appear lighter while surfaces with low light reflectance values appear darker.

Specular Light Reflectance: The portion of incoming light that is reflected such that the reflected ray is at the same angle to the surface normal as the incoming ray. Specular light reflection is expressed as a percentage of total incoming light. Surfaces with a lower specular reflection produce less glare as they scatter or absorb a greater portion of the incoming light.

For further information on light reflectivity visit duluxpowders.co.nz/spec-solutions

Worth doing, worth Dulux.®

Meeting Industry Standards

Dulux Premium powder coat products are designed to meet both the global AAMA and Australian AS3715 standards for architectural aluminium finishes.

	Duratec	Charisma	Electro	Fluoraset
AAMA Standards	Meets 2604	Meets 2604	Meets 2604	Meets 2605
Coating type	Super Durable Polyester	Super Durable Polyester	Super Durable Polyester	Ultra Durable Fluoropolymer

Project suitability

Ensure you specify the right Dulux powder coat product for your requirements by using the following tables to help define your project by type and exposure conditions.

Product Suitability by Project

Project, Environment and Conditions

Project Type [†]	Environment	Conditions ¹	Top Coat Choice ²			
			Duratec ³	Charisma ³	Electro ³	Fluoraset ⁴
Monumental	Exterior	Mild (C2-C3), Severe (C4-C5)				●
Prestigious Commercial	Exterior	Mild (C2-C3), Severe (C4-C5)	●	●	●	●
Commercial (> 3 levels)	Exterior	Mild (C2-C3), Severe (C4-C5)	●	●	●	●
Light Commercial (< 4 levels)	Exterior	Mild (C2-C3), Severe (C4-C5)	●	●	●	●
Residential (> 3 levels)	Exterior	Mild (C2-C3), Severe (C4-C5)	●	●	●	●
Residential (< 4 levels)	Exterior	Mild (C2-C3), Severe (C4-C5)	●	●	●	●
Non-Habitable	Exterior	Mild (C2-C3), Severe (C4-C5)	●	●	●	●
All Projects	Interior	General (C1-C2), Moderate (C3-C4)	●	●	●	●

● Steel Shield and Alumi Shield Warranties available.

- For more information about project conditions, corrosivity zones and corrosion rates refer to duluxpowders.co.nz/warranties
- Primers may be required for perforated and expanded aluminium and steel applications depending on project conditions. For full system requirements refer to duluxpowders.co.nz/warranties

3. Duratec, Charisma and Electro are only suitable for coastal, river and lake salt water environments >10m from the high tide and are NOT suitable in strongly acidic or caustic environments so the pH must be between 5 and 9.

4. Fluoraset may be suitable for coastal, river and lake salt water environments <10m from the high tide, e.g. harbours (contact Dulux for advice) and is NOT suitable in strongly acidic or caustic environments so the pH must be between 5 and 9.

SpecMap

Dulux SpecMap is a smart online tool that provides an indicative top coat powder coating specification based on your project type, location, atmospheric corrosivity data and distance to the sea and other liquids. For more information and to use SpecMap, visit duluxpowders.co.nz/specmap

We always recommend contacting our Advice Line to confirm your project specification. Call 0800 800 975 or visit duluxpowders.co.nz

Warranted Performance

All Dulux Premium powder coat products are backed by product specific warranties on:

- Architectural aluminium, including perforated aluminium and expanded aluminium
- Mild steel, bright/semi bright steel, black steel and blue steel

	Warranty	Duratec	Charisma	Electro	Fluoraset
Alumi Shield™ Warranty	Aluminium Durability	25 Years	25 Years	25 Years	35 Years
	Aluminium Colour	20 Years*	15 Years	15 Years	30 Years
Steel Shield™ Warranty	Steel Corrosion	Up to 10 Years	Up to 10 Years	Up to 10 Years	Up to 10 Years
	Steel Colour	20 Years*	15 Years	15 Years	30 Years

*Excluding Duratec Intensity - 15 Years.

Warranties are made up of a colour warranty (for fade and chalking), durability warranty (film integrity for aluminium only), and corrosion warranty (for steel only). They are only valid when applied by a Dulux Accredited or Dulux Prime Accredited Powder Coater to the warranty specification on recommended project types and conditions.

For more information visit duluxpowders.co.nz/warranties

Care and Maintenance

Care and maintenance is essential for warranty compliance. To ensure the life of your asset is maximised and to comply with Dulux Alumi Shield™ and Steel Shield™ warranty requirements, a simple and regular maintenance program must be implemented and recorded in line with the Dulux Care and Maintenance of Powder Coated Surfaces brochure.

Visit duluxpowders.co.nz/tech-advice to view or download.

[†] Project type definitions:

- Non-habitable projects are those that are not dwelling types. Examples can be furniture, bus shelters, signage etc.
- Residential properties < 4 levels are typically easy to maintain, given their height and access.
- Light commercial projects < 4 levels are sheltered from neighbouring buildings, but require greater durability due to higher usage and wear.
- High rise residential and commercial projects are less sheltered from neighbouring buildings, raising their exposure and reducing their ease of maintenance.
- Prestigious commercial projects attract attention and require high quality finishes to uphold the longevity and design requirements.
- Monumental projects attract the most attention and have the highest standards required to uphold the reputation and protection expected from landmark sites.

CustomColour™

Our Architectural Colour Selector cards feature our range of stocked, readily available products and colours. If you cannot find the colour you require in a particular product, Dulux offer a premium CustomColour™ service. Call 0800 800 975 or visit duluxpowders.co.nz

Advice Line

Our dedicated consultants can help simplify the specification process, saving you time and money by providing the right coating advice for your project. Call 0800 800 975 or visit duluxpowders.co.nz

Dulux Accredited Powder Coaters

Only Dulux Accredited and Dulux Prime Accredited Powder Coaters are able to issue our Dulux Alumi Shield™ and Steel Shield™ warranties after demonstrating their capability to meet stringent quality conditions and international standards.



For more information visit duluxpowders.co.nz/accredited

Offices

New Zealand

Dulux Powder Coatings
31B Hillside Road, Glenfield, Auckland 0627
T (64) 4 896 0911

Australia

Dulux Powder Coatings
1-15 Pound Road West, Dandenong South VIC 3175
T (61) 3 8787 4500

Singapore

DGL International Powder Coatings
1 Commonwealth Lane #09-19,
One Commonwealth, Singapore 149544
T (65) 6 8381 010

China

DGL International Powder & Industrial Coatings
Room 406, No.8, Lane 1977, JinShaJiang Road,
Shanghai, China, PC 200333
T (86) 21 6173 8800