



Dulux[®]

POWDER & INDUSTRIAL COATINGS



DURALLOY[®]
POWDERCOAT RANGE



DURATEC[®]
POWDERCOAT RANGE

mannex[®]



ELECTRO[®]
POWDERCOAT RANGE



your guide to
choosing **C**olour
for aluminium
joinery



exquisite colours for aluminium joinery

This Colour Guide incorporates the very latest in powder coating technology integrated with the latest trends in colour. The range of colours are chosen from old favourites to the very latest international colour trends and are arranged in a manner designed to make harmonious colour selection much easier.

Aluminium is the only warrantable substrate, but these powder coatings are equally at home on galvanised or mild steel.

Contents

Colour Selection Guide	3
Powder Coating Warranties	4
Powder Coating Warranties	5
Premium Pearls	6-7
Brown	8-9
Blue	10-11
White / Yellow	12-13
Metropolis® Pearls	14-15
Electro®	16-17
Black	18-19
Red / Light Grey	20-21
Green	22-23
Mannex®	24-25
Mannex® Accent	26-27
Performance and quality assurance	28
Our 2 level performance guarantee	28
Dulux® Registered Applicators	28
Care & Maintenance	29
Reflective & RGB Values	30-31
Contact us	32

N.B. This colour card replaces all previous Duralloy® Colour Guides.

Dulux and Other marks followed by ® are registered trademarks. Marks followed by ™ are trademarks.

DISCLAIMER: Any advice, recommendation, information, assistance or service provided by Dulux Powder & Industrial Coatings in relation to goods manufactured by it or their use and application is given in good faith and is believed by Dulux Powder & Industrial Coatings to be appropriate and reliable. However, any advice, recommendation, information, assistance or service provided by Dulux Powder & Industrial Coatings is provided without liability or responsibility PROVIDED THAT the foregoing shall not exclude, limit, restrict or modify the right entitlements and remedies conferred upon any person or the liabilities imposed upon Dulux Powder & Industrial Coatings by any condition or warranty implied by applicable legislation, regulation or other Government ordinance voiding or prohibiting such exclusion, limitation or modification. ©2018



colour selection guide

Choosing your colour and surface finish for your windows and doors is a crucial part of the design process for your home. It is important that you choose the right product for the right application to ensure the life of your surface finish, and in some cases that your windows and doors are covered under their warranty.

Our simple step-by-step guide will help you through this process.



STEP 1

Choose the right product

- Consider your environment and site conditions, especially if your home is coastal. Your site location will determine the performance requirements of your surface finish
- The main product ranges are DURALLOY®, DURATEC®, MANNEX® and ELECTRO®.



STEP 2

Choose the right colour

- There are a number of options to choose from. A good place to start is your window manufacturers popular colour range.
- If you want a colour that is not in the popular range, consult with your manufacturer. Please note that some of these colours will carry a price premium.



STEP 3

Consult with your local manufacturer

- Consult with your preferred window manufacturer for further advice and to request a colour swatch
- **A word to the wise:**
when you are making your final colour selection, assess an aluminium colour swatch in natural light.



powder coating warranties and the environment

DURALLOY®
POWDERCOAT RANGE



- Extruded aluminium windows & doors
- Residential and small commercial developments
- Buildings up to three levels above ground
- Properties greater than 100 meters from high tide level
- Where AAMA 2603 performance is desired
- Where a 10 year film and colour integrity warranty is required
- For projects outside these parameters, check with your Dulux® representative

DURATEC®
POWDERCOAT RANGE



- Extruded aluminium windows & doors
- Prestigious residential and commercial developments
- All major architectural developments
- Properties greater than 10 metres from high tide level
- Welded aluminium sections greater than 100 metres from high tide level.
- Where AAMA 2604 performance is desired
- Where a 20 year durability warranty is required for film integrity (Colour integrity warranty will be less in duration and colour dependent)
- For projects outside these parameters, check with your Dulux® representative



Worth doing...worth Dulux.®

® Dulux, Duralloy, Duratec, Electro, Metropolis, Mannex and Kinetic are registered trade marks of Dulux Powder & Industrial Coatings.



powder coating warranties and the environment

mannex®



- **The Mannex® range is based on Duralloy® technology and has been designed for use on entrance doors and architectural features such as louvres, not joinery.**
- Properties greater than 100 metres from high tide level
- Where AAMA 2603 performance is desired
- Where a 10 year film and colour integrity warranty is required
- For projects outside these parameters, check with your Dulux® representative



ELECTRO®
POWDERCOAT RANGE



- Extruded aluminium windows & doors
- Prestigious residential and commercial developments
- All major architectural developments
- Properties greater than 10 metres from high tide level
- Welded aluminium sections greater than 100 metres from high tide level
- Where AAMA 2604 performance is desired
- Where a 20 year durability warranty is required for film integrity (Colour integrity warranty will be less in duration and colour dependent)
- For projects outside these parameters, check with your Dulux® representative

Disclaimer:

The colours in this brochure are indicative only. They are as close to actual product colours as modern printing techniques allow and they have been matched in natural outdoor lighting conditions. Colour appearance may vary according to light source.



premium pearls

MATT CHAMPAGNE KINETIC®

9153059K DURALLOY®

9003059K DURATEC®

COPPER METALLIC KINETIC®

9157183K DURALLOY®

9007183K DURATEC®

ST ELMO'S FIRE KINETIC®

9157208K DURALLOY®

9007208K DURATEC®

PLATYPUS KINETIC®

9157214K DURALLOY®

9007214K DURATEC®

OCEANS 12 KINETIC®

9157210K DURALLOY®

9007210K DURATEC®

GUNMETAL METALLIC KINETIC®

9158115K DURALLOY®

9008115K DURATEC®



metallic/pearlescent finishes

Our Premium Pearls may be a little more expensive than your average run of the mill colour, but these Premium Pearls are not your usual run of the mill colour. This group of colours deliver a coating that has sparkle and movement in its appearance which means that the colour can change in different lighting and viewing angles or where the coated substrate is in several different planes.



DURALLOY® & DURATEC® AVAILABLE AS AN EX STOCK COLOUR

Please take time to check an actual powder coated sample of the colour of your choice

b

LSG MATT DESERT SAND

9153065M  DURALLOY®

9003065M  DURATEC®

LSG MATT BRONCO

9152111M  DURALLOY®

9002111M  DURATEC®

MATT STONE

9153153M  DURALLOY®

MATT KAURI

9158159M  DURALLOY®

MATT SORRELL

9154242M  DURALLOY®

MATT THUNDER GREY

9157324M  DURALLOY®

LSG MATT LIGNITE

9158033M  DURALLOY®

LSG MATT IRONSAND

9158096M  DURALLOY®

9008109M  DURATEC®

MATT OLIVE

9156193M  DURALLOY®

b

brown

Our brown range contains the sort of colours that go anywhere and only enhance the colours around them. Reflecting their popularity, we have a large range of bronze / brown / beige colours in our offering.

See also the Metropolis® and Electro® ranges.



Dulux®

POWDER & INDUSTRIAL COATINGS



DURALLOY® & DURATEC® AVAILABLE AS AN EX STOCK COLOUR

Please take time to check an actual powder coated sample of the colour of your choice

b

MATT BLUE FIN

9155213M  DURALLOY®

MATT WEDGEWOOD

9155247M  DURALLOY®

MATT AZURE

9155249M  DURALLOY®

MATT WIZARD

9155197M  DURALLOY®

MATT INDIGO BLUE

9155266M  DURALLOY®

LSG MATT NEW DENIM BLUE

9155063M  DURALLOY®

9005063M  DURATEC®

MATT STORM BLUE

9155248M  DURALLOY®

MATT SLATE BLUE

9155147M  DURALLOY®

MATT NAVY

9155234M  DURALLOY®

b

blue

There is a wide range of blues in our colour offer, from the new Matt Blue Fin through to the intense Matt Navy and Electro® Blueit.



Dulux®

POWDER & INDUSTRIAL COATINGS




DURALLOY® & DURATEC® AVAILABLE AS AN EX STOCK COLOUR

Please take time to check an actual powder coated sample of the colour of your choice

W

MATT APPLIANCE WHITE

9151274M  DURALLOY[®]

9001274M  DURATEC[®]

ARCTIC WHITE

91558851  DURALLOY[®]

90058851  DURATEC[®]

MATT TUSK TUSK

9153154M  DURALLOY[®]

MATT WOODWIND

9153155M  DURALLOY[®]

MATT OFF WHITE

9153144M  DURALLOY[®]

9003144M  DURATEC[®]

MATT SMOOTH CREAM

9152186M  DURALLOY[®]

MATT RIVERGUM BEIGE

9153143M  DURALLOY[®]

MATT ALMOND

9153141M  DURALLOY[®]

MATT MAGNOLIA

9153142M  DURALLOY[®]

W

white

Whites are ideal for creating clean classical borders to your colour scheme, our whites range from the cool Arctic White through to the warmth of Almond and Magnolia.




DURALLOY & DURATEC[®] AVAILABLE AS AN EX STOCK COLOUR

Please take time to check an actual powder coated sample of the colour of your choice

m

**METROPOLIS WARM
WHITE PEARL KINETIC®**

9152075K  DURALLOY®

9001173K  DURATEC®

**METROPOLIS SILVER
PEARL KINETIC®**

9157113K  DURALLOY®

9007317K  DURATEC®

**SILVER STAR
KINETIC®**


9157043K  DURALLOY®

9007335K  DURATEC®

CHAMPERS KINETIC®

9153184K  DURALLOY®

TUATARA KINETIC®

9157572K  DURALLOY®

**MINERAL BROWN
KINETIC®**

9158204K  DURALLOY®

**WINDOW BRONZE
KINETIC®**

9158068K  DURALLOY®

9008068K  DURATEC®

**METROPOLIS ELECTRIC
COW MATT KINETIC®**

9158028K  DURALLOY®

9008153K  DURATEC®

**METROPOLIS COAL DUST
KINETIC®**

9159069K  DURALLOY®

9009100K  DURATEC®



DURALLOY® & DURATEC® AVAILABLE AS AN EX STOCK COLOUR

p

metropolis® pearls

The Metropolis® Range of Pearls includes some of the most popular trim colours including Metropolis® Silver Pearl, Silver Star, Window Bronze and the wonderful Electric Cow.



Please take time to check an actual powder coated sample of the colour of your choice



ELECTRO™

POWDERCOAT RANGE

Made from high durability, UV resistant raw materials, the tough yet flexible Electro® range of powder coatings, when applied by a 'registered applicator' on architectural aluminium, can carry a 20 year, exterior durability, performance warranty.



ELECTRO™

POWDERCOAT RANGE

FLAT WHITE
9061200F

BLUEIT
9065302K

CLEAN LINEN
9061302K

BLUE GOLD
9065301K

SILVER REIGN
9067614K

POYPLE
9065304K

VENERABLE SILVER
9067621K

GREEN LANTERN
9066342K

CANARY
9062209K

TIBERIUS
9062210K

BRIGHT SPARK
9062205K

BURNISHED COPPER
9068185K

FRED
9064164K

MEDIUM BRONZE
9068183K

SENSATIONAL CHAMPAGNE
9063187K

DARK BRONZE
9068184K

BRILLIANCE
9068281K

BLUE NIGHT
9065303K

FRESH GOLD
9062208K

BLACK ACE
9069116F



POWDER & INDUSTRIAL COATINGS

Please take time to check an actual powder coated sample of the colour of your choice

REFER TO ELECTRO2 BROCHURE FOR ADDITIONAL INFORMATION

b

black

The black and dark grey range currently contain some of the most popular colours for residential joinery, Matt Black, Matt Charcoal and Matt Grey Friars are always selected in the top category.



Please take time to check an actual powder coated sample of the colour of your choice

b

MATT TRANSFORMER GREY

 DURALLOY® 9157548M

LSG MATT SANDSTONE GREY

 DURALLOY® 9157217M

 DURATEC® 9007217M

MATT MID GREY

 DURALLOY® 9157551M

MATT FLINT

 DURALLOY® 9157484M

LSG MATT GREY FRIARS

 DURALLOY® 9157167M

 DURATEC® 9007167M

LSG MATT CHARCOAL

 DURALLOY® 9159058M

 DURATEC® 9009081M

MATT GRAVEL

 DURALLOY® 9157404M

MATT FLAX POD

 DURALLOY® 9159145M

 DURATEC® 9009145M

LSG MATT BLACK

 DURALLOY® 9159041M

 DURATEC® 90097181



DURALLOY® & DURATEC® AVAILABLE AS AN EX STOCK COLOUR

r

red•light grey

The red & grey selections find their place as colours that complement an overall colour scheme from the neutral Matt Ghost Grey to the bright Cola Red.

g



Please take time to check an actual powder coated sample of the colour of your choice

r

g

MATT TERRACOTTA
10 DURALLOY® 9158244M



COLA RED
10 DURALLOY® 91556995




MATT PIONEER RED
10 DURALLOY® 9154194M




LSG MATT SCORIA
10 DURALLOY® 9154114M




LSG MATT TITANIA
10 DURALLOY® 9152068M
20 DURATEC® 9002068M




LSG MATT CANVAS CLOTH
10 DURALLOY® 9157327M
20 DURATEC® 9007327M




MATT O'KEEFE GREY
10 DURALLOY® 9157400M



MATT GULL GREY
10 DURALLOY® 9157511M



MATT GHOST GREY
10 DURALLOY® 9157401M



DURALLOY® & DURATEC® AVAILABLE AS AN EX STOCK COLOUR

g

green

The Green range of colours are muted natural greens that blend well into most environments.



Please take time to check an actual powder coated sample of the colour of your choice

g

MATT BONE WHITE

DURALLOY® 9157304M



LSG MATT LICHEN

DURALLOY® 9156101M



LSG MATT MIST GREEN

DURALLOY® 9156103M



MATT STROMBOLI

DURALLOY® 9156299M



BOND RIVERGUM

DURALLOY® 91552027



LSG MATT PERMANENT GREEN

DURALLOY® 9156102M



MATT DEEP TEAL

DURALLOY® 9156298M



LSG MATT KARAKA

DURALLOY® 9156064M



MATT RANGOON GREEN

DURALLOY® 9156259M



DURALLOY & DURATEC® AVAILABLE AS AN EX STOCK COLOUR

m

mannex[®]

The Mannex[®] range was designed especially for entrance doors and was formulated to be a tough coating with easy clean properties.



Dulux[®]
POWDER & INDUSTRIAL COATINGS

Please take time to check an actual powder coated sample of the colour of your choice

m

**MANNEX[®]
APPLIANCE WHITE**

10 DURALLOY[®] 9151171Z

**MANNEX[®]
TITANIA**

10 DURALLOY[®] 9153043Z

**MANNEX[®] METRO
SILVER PEARL**

10 DURALLOY[®] 9157158Z

**MANNEX[®]
BRONCO**

10 DURALLOY[®] 9153045Z

**MANNEX[®]
SANDSTONE GREY**

10 DURALLOY[®] 9157156Z

**MANNEX[®]
GREY FRIARS**

10 DURALLOY[®] 9157157Z

**MANNEX[®]
CHARCOAL**

10 DURALLOY[®] 9159055Z

**MANNEX[®]
IRONSAND**

10 DURALLOY[®] 9158083Z

**MANNEX[®] MATT
BLACK**

10 DURALLOY[®] 9159056Z

10 DURALLOY[®]
POWDERCOAT RANGE

20 DURATEC[®]
POWDERCOAT RANGE

DURALLOY[®] & DURATEC[®] AVAILABLE AS AN EX-STOCK COLOUR



mannex[®] Accent

The range of Mannex[®] Accent colours have been added to the Duralloy[®] range as demand increased for colours brighter than the usual range of colours offered, colours that could be used to complement the overall colour scheme. This range has been formulated in the Mannex[®] finish and has been designed for use on architectural features, such as entrance doors, aluminium louvres and panels.



Please take time to check an actual powder coated sample of the colour of your choice



MANNEX[®] JAY

10 DURALLOY[®] 9157591Z



MANNEX[®] WASP

10 DURALLOY[®] 9152203Z



MANNEX[®] BLUESEYE

10 DURALLOY[®] 9155286Z



MANNEX[®] AQUARIUM

10 DURALLOY[®] 9156329Z



MANNEX[®] POUNAMU

10 DURALLOY[®] 9156330Z



MANNEX[®] TOMCAT

10 DURALLOY[®] 9154303Z



MANNEX[®] DIJON

10 DURALLOY[®] 9156328Z



MANNEX[®] KODIAK

10 DURALLOY[®] 9158269Z



MANNEX[®] POHUTUKAWA

10 DURALLOY[®] 9154298Z



DURALLOY[®] & DURATEC[®] AVAILABLE AS AN EX STOCK COLOUR

performance and quality assurance

Dulux® Powder & Industrial Coatings, manufacturer of Dulux® branded powder coating, is committed to providing products that strictly adhere to the ISO 9001 standard for quality management. The result is a range of powder coatings, that simply work better in New Zealand's unique climatic conditions.

our two level performance warranty

1. The first covers film integrity, which is a warranty that the film will not peel or crack or flake, when applied by a Dulux® Registered Applicator. The Duralloy® products in this guide can carry a warranty of 10 years film integrity, the Duratec® products 20 years film integrity on extruded aluminium.
2. Secondly, and one most customers assume is warranted, colour performance. This is simply the ability of the coating to retain its colour and performance within stated parameters for a given period.

The Duralloy® products featured here all have a colour performance warranty of 10 years, the Duratec® products 15 years, when applied to residential and commercial aluminium sections by a Dulux® Registered Applicator.

Dulux® registered applicators

All the warranties offered by Dulux® in this booklet are conditional on the powder coatings being applied by Dulux® Registered Aluminium Applicators. These applicators are only certified after demonstrating their capability to meet stringent quality conditions and international standards.

Each registered aluminium applicator has invested heavily in their business to guarantee their performance in preparing the aluminium and applying the premium Dulux® finishes shown in this guide.



care & maintenance

To comply with warranty requirements and to extend the effective life of powder coatings, a very simple regular maintenance programme should be implemented.

- 1 Carefully remove any loose deposits with a wet sponge.
- 2 Use a soft brush (non abrasive) and a mild household detergent solution to remove dust, salt and other deposits.
- 3 Rinse off with clean fresh water.

Do remove obvious deposits as they occur.

Do mask windows if painting.

Use only Methylated Spirits, Isopropanol or water to remove fresh paint splashes, **Do not** subject your joinery to over vigorous rubbing.

Do not use abrasive-steel wool, scrapers, scouring liquids or powders to remove paint splashes - these will damage your powder coating.

Do not use aggressive solvents-thinners, petrol etc. these solvents will attack gloss levels and reduce the powder coatings life expectancy.

Do not expose your joinery to excessive heat- heaters or hot air guns - these may damage the powder coating.

If through some misadventure your powder coated aluminium joinery is scratched or damaged, don't panic. Dulux® colour Repair Kits are available.

Do contact Dulux Powder & Industrial Coatings on 0800 800 975 for further information or advice.

take care at installation time

Your window manufacturer puts considerable effort into protecting your powder coated joinery right through to installation time, however it is at this time that your joinery is perhaps most at risk of damage. For this reason your window manufacturer uses stickers, recommended by the Window Association of New Zealand, to help to protect their product.

All the activity on a construction site means that your window joinery may get knocked or scratched, splattered with mortar, plaster, textured coating or paint during the later stages of construction. Please ensure that your window and door joinery is masked at this time. It is far easier to prevent accidents than to try and correct them.

Should your joinery receive mortar or paint splashes see that these are removed before cure and follow the instruction contained in this colour card or in the Dulux® Powder & Industrial Coatings Use and Care brochure.

WARNING

All Trades

This valuable joinery and glass will suffer permanent damage from

Plaster Splashes & runoff
Mortar Splashes & runoff
Paint Splashes

Protect! - if mortar splashes occur, or contaminants such as sunscreen are present: **immediately** wash joinery with plenty of clean water. For paint splashes spot clean with methylated spirits and then wash with plenty of clean water.

Do not allow splashes to harden.
Do not use any other solvents.
Do not use scrapers.

Do not allow water runoff from plaster and any mortar to flow onto windows - **DAMAGE WILL RESULT!** Always fully mask with an approved tape, and tape all joinery until mortar is sealed and painted.

DO NOT REMOVE THIS LABEL until the final clean is completed. Removing this label before the final clean may void any applicable warranty. Homeowners should obtain a copy of the care and maintenance instructions from their window supplier.

For further information visit www.wanz.org.nz



reflective (Irv) & rgb values

MATERIAL		PAGE	LRV	R	G	B
9153141M	ALMOND MATT	12	62	214	196	173
9151171Z	APPLIANCE WHITE MANNEX®	25	88	240	241	239
9151274M	APPLIANCE WHITE MATT	12	88	240	241	239
9156329Z	AQUARIUM MANNEX®	27	30	93	160	163
9155885I	ARCTIC WHITE	12	84	225	232	239
9155249M	AZURE MATT	10	18	77	109	125
9159041M	BLACK LSG MATT	19	4.6	43	43	44
9069116F	BLACK ACE ELECTRO®	16	4.4	58.9	59.5	59.8
9155213M	BLUE FIN MATT	10	26	108	153	188
9065301K	BLUE GOLD ELECTRO®	16	20	111	128	122
9065303K	BLUE NIGHT ELECTRO®	16	6	67	68	71
9065302K	BLUEIT ELECTRO®	16	15	40	117	146
9155286Z	BLUESEYE MANNEX®	27	32	127	158	171
9155202Z	BOND RIVERGUM	23	17	98	110	98
9157304M	BONE WHITE MATT	23	50	182	182	168
9062205K	BRIGHT SPARK ELECTRO®	16	43	226	165	62
9068281K	BRILLIANCE ELECTRO®	16	14	112	102	90
9153045Z	BRONCO MANNEX®	25	39	167	157	143
9152111M	BRONCO LSG MATT	8	37	169	158	143
9068185K	BURNISHED COPPER ELECTRO®	16	7.7	92.5	74.6	70.7
9062209K	CANARY ELECTRO®	16	54	234	188	69
9157327M	CANVAS CLOTH LSG MATT	21	65	210	205	192
9153059K	CHAMPAGNE KINETIC® MATT	6	32	163	153	140
9153184K	CHAMPERS KINETIC®	14	35	156	146	136
9159055Z	CHARCOAL MANNEX®	25	8	62	65	69
9159058M	CHARCOAL LSG MATT	19	8	61	64	67
9061302K	CLEAN LINEN ELECTRO®	16	70	219	219	212
9155699S	COLA RED	21	17	198	48	53
9157183K	COPPER METALLIC KINETIC®	6	34	157	146	136
9068184K	DARK BRONZE ELECTRO®	16	6.2	76.8	69.2	63.5
9156298M	DEEP TEAL MATT	23	9	41	78	77
9153065M	DESERT SAND G.2 LSG MATT	8	43	188	170	146
9156328Z	DIJON MANNEX®	27	41	191	172	84
9061200F	FLAT WHITE ELECTRO®	16	86.3	236.3	240	236.9
9159145M	FLAX POD MATT	19	6.2	71	72	74
9157484M	FLINT MATT	19	12	89	92	96
9064164K	FRED ELECTRO®	16	14	178	66	66
9062208K	FRESH GOLD ELECTRO®	16	24	150	131	107
9157401M	GHOST GREY MATT	21	45	173	175	175
9157404M	GRAVEL MATT	19	7	54	56	59
9066342K	GREEN LANTERN ELECTRO®	16	8	76	81	72
9157167M	GREY FRIARS LSG MATT	19	10	71	74	77
9157157Z	GREY FRIARS MANNEX®	25	10	71	75	79
9157511M	GULL GREY MATT	21	47	172	176	173
9158115K	GUNMETAL METALLIC KINETIC®	6	10	76	75	71
9155266M	INDIGO BLUE MATT	10	11	74	78	84
9158096M	IRONSAND LSG MATT	8	8	65	65	63
9158083Z	IRONSAND MANNEX®	25	8	64	63	61
9157591Z	JAY MANNEX®	27	30	137	153	154
9156064M	KARAKA LSG MATT	23	7	59	61	54
9158159M	KAURI MATT	8	20	129	112	93
9158269Z	KODIAK MANNEX®	27	10	85	82	10
9156101M	LICHEN LSG MATT	23	26	136	128	107
9158033M	LIGNITE G.2 LSG MATT	8	9	77	68	62

reflective (Irv) & rgb values

MATERIAL		PAGE	LRV	R	G	B
9153142M	MAGNOLIA MATT	12	60	217	203	169
9159056Z	MATT BLACK MANNEX®	25	4	43	43	44
9068183K	MEDIUM BRONZE ELECTRO®	16	11.3	103.4	92.6	80.2
9157158Z	METRO SILVER PEARL MANNEX®	25	43	164	166	163
9159069K	METROPOLIS COAL DUST KINETIC®	14	8	59	62	65
9158028K	METROPOLIS ELECTRIC COW MATT KINETIC®	14	9	71	70	68
9157113K	METROPOLIS SILVER PEARL KINETIC®	14	41	163	164	159
9152075K	METROPOLIS WARM WHITE PEARL KINETIC®	14	88	240	240	231
9157551M	MID GREY MATT	19	24	118	119	116
9158204K	MINERAL BROWN	14	20	114	110	105
9156103M	MIST GREEN LSG MATT	23	24	116	126	106
9155234M	NAVY MATT	10	6	43	57	78
9155063M	NEW DENIM BLUE LSG MATT	10	10	70	76	83
9157210K	OCEANS 12 KINETIC®	6	28	126	136	127
9153144M	OFF WHITE MATT	12	73	232	223	200
9157400M	O'KEEFE GREY MATT	21	57	193	187	176
9156193M	OLIVE MATT	8	7	61	56	50
9156102M	PERMANENT GREEN LSG MATT	23	10	55	80	70
9154194M	PIONEER RED MATT	21	12	129	63	57
9157214K	PLATYPUS KINETIC®	6	30	141	137	131
9154298Z	POHUTUKAWA MANNEX®	27	10	133	68	67
9156330Z	POUNAMU MANNEX®	27	16	33	126	109
9065304K	POYPLE ELECTRO®	16	15	114	105	109
9156259M	RANGOON GREEN MATT	23	5	57	62	56
9153143M	RIVERGUM BEIGE MATT	12	64	216	202	184
9157217M	SANDSTONE GREY LSG MATT	19	25	125	125	123
9157156Z	SANDSTONE GREY MANNEX®	25	25	125	125	123
9154114M	SCORIA LSG MATT	21	9	103	59	54
9063187K	SENSATIONAL CHAMPAGNE ELECTRO®	16	26	148	138	125
9067614K	SILVER REIGN ELECTRO®	16	42	170	175	173
9157043K	SILVER STAR KINETIC®	14	35	148	151	150
9155147M	SLATE BLUE MATT	10	7	56	64	77
9152186M	SMOOTH CREAM MATT	12	68	229	209	170
9154242M	SORRELL MATT	8	15	103	95	85
9157208K	ST ELMO'S FIRE KINETIC®	6	34	145	147	148
9153153M	STONE MATT	8	31	152	137	121
9155248M	STORM BLUE MATT	10	9	62	73	84
9156299M	STROMBOLI MATT	23	18	85	117	112
9158244M	TERRACOTTA MATT	21	20	164	102	75
9157324M	THUNDER GREY MATT	8	12	85	85	79
9062210K	TIBERIUS ELECTRO®	16	12	109	94	65
9152068M	TITANIA LSG MATT	21	69	215	212	200
9153043Z	TITANIA MANNEX®	25	69	215	213	203
9154303Z	TOMCAT MANNEX®	27	20	194	98	64
9157548M	TRANSFORMER GREY MATT	19	29	127	139	131
9157572K	TUATARA KINETIC®	14	32	155	153	148
9153154M	TUSK TUSK MATT	12	79	239	227	210
9067621K	VENERABLE SILVER ELECTRO®	16	21	125	127	128
9152203Z	WASP MANNEX®	27	41	211	163	93
9155247M	WEDGEWOOD MATT	10	20	88	119	148
9158068K	WINDOW BRONZE KINETIC®	14	10	79	73	69
9155197M	WIZARD MATT	10	12	73	92	102
9153155M	WOODWIND MATT	12	74	226	218	204

Dulux®

POWDER & INDUSTRIAL COATINGS

Auckland

Dulux Powder & Industrial Coatings

31B Hillside Road

Glenfield Auckland 0627

PO Box 10 1886. N.S.M.C

Auckland 0745

New Zealand

Phone 0-9-441 8244

Fax 0-9-441 8242

Toll free 0800 800 975

Fax free 0800 476 9337

Email: powdernz@dulux.co.nz

Wellington

New Zealand

Phone 0-4-939 9226

Toll free 0800 800 975

Fax free 0800 476 9337

Christchurch

New Zealand

Phone 0-3-349 0701

Australia

Dulux Powder & Industrial Coatings

1-15 Pound Road, West

Dandenong South 3175

Australia

Phone: +61 3 8787 4500

Facsimile: +61 3 8787 4542

Email: powder@dulux.com.au

Website:

www.duluxpowders.com.au

www.duluxpowdercoatings.co.nz



with our compliments